


Websites you can visit:

- ≈ www.barringtonstoke.co.uk (recommends books for under-confident readers)
- ≈ <https://literacytrust.org.uk/> (National Literacy Trust— see specifically resources for parents)
- ≈ www.freerice.com (a vocabulary game)
- ≈ <https://www.arbookfind.co.uk/default.aspx> (An Accelerated Reader database to search for books)



Support Accelerated Reader

Ask your child what they are reading and offer suggestions by using the database. The web link for the database is in the box above.


Encourage them to choose books that are challenging but enjoyable.

Encourage your child to read independently!

- Encourage them to set a routine for reading so that it becomes habitual.
- Help them plan reading into their week; it can be used as time to 'switch off' from screens and digital device use.
- Encourage them to read for pleasure by selecting genres based on other interests such as films or games.

Don't forget to use your local library!

- ≈ They provide free internet access.
- ≈ They can guide you towards suitable books for your child.
- ≈ They may offer a 'Summer Reading Challenge.'



NETHERTHORPE SCHOOL

Literacy Matters

How to support your child's Reading, Writing and Spelling



Literacy at Netherthorpe

Headteacher Mrs H McVicar
01246 472220

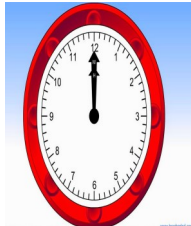
They could read:

- Online articles
- Educational blogs
- Non-fiction texts—such as Guinness World Records
- Graphic novels
- Books on E-Readers
- Books based on the films they enjoy

Your child will be asked to read for 20 minutes a day inclusive of reading in school.

You may wish to support this using the following strategies:

- ⇒ Encourage them to read aloud.
- ⇒ You could split the 20 minutes up into two 10 minute sessions.
- ⇒ Ask them to tell you about what they have read, what they like/dislike about the book.



How can I help my child when they are struggling to read a particular word? Encourage them to:

- ⇒ Look for clues in the rest of the sentence.
- ⇒ See if they can make links to similar words.
- ⇒ Break the word down.
- ⇒ Use a dictionary (online or book versions).

How we encourage students to develop their vocabulary (words they know) and improve their spelling

Your child's work is marked to highlight spelling corrections and these can be selected to practise each week.

Your child will be given a specific set of topic-based words to practise regularly. They will also use these key words in their lessons so they learn what these words mean and how to apply them to their writing.

How can I help my child to improve their spelling?

Encourage your child to practise their spelling list at least 3 times a week.

Test your child and reward any improvement.

Test them anywhere, at any time.

Encourage them to practise in various ways e.g. out loud or 'writing' in the air.

Discuss strategies *you* use to remember difficult words:

- ◇ **Mnemonics** (rhymes/phrases) e.g. 'Big Elephants Can Always Upset Small Elephants (BECAUSE)
- ◇ **'Look Say Cover Write Check'** Look at the word, cover it up, write it and then check it.
- ◇ **Words within a word** 'there is always 'a rat' in separate.'
- ◇ **Related words** e.g. 'definite' is related to 'finite'.

Celebrate Reading For Pleasure

Your child may choose to read:

- ◇ Web pages
- ◇ Magazines
- ◇ Newspaper articles
- ◇ Non-Fiction books (information books)
- ◇ Instruction manuals for games
- ◇ Cartoons
- ◇ Novels (stories)

They all count!



How can I help my child to extend their vocabulary?

- ◇ Celebrate words together! Choose a 'word of the day/week' or use the school 'power' words.
- ◇ Get your child to teach you some new words
- ◇ Play word games together:



Fill a 9 grid square with letters (at least 2 vowels)

Make as many words from them as you can in 3 minutes.

3 letter words=1 point; 4 letter words=2 points; 5 letter words=3 points etc. Set a challenge to earn extra points e.g. the longest word/the most unusual word/the most interesting spelling.