

Year 8 Curriculum Area

What concepts will we be covering this half term?

This half term our theme in Art is **Insects**.

We will be learning to draw accurately using coloured pencils and also how to show texture and mark making using pen.

By the end of this half term you will:

- Be able to understand how to record an accurate shape and outline
- Blend successfully layers of coloured pencil to show tone
- Use mark making in pen in a variety of ways to show a variety of different textures.

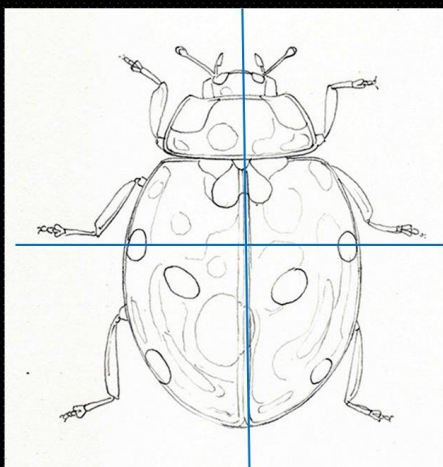
Here are your key words for this term:

Tone, blend, stipple, symmetry, analyse, predominant, implicit, proportion, flat, integrate, composition, texture, review, refine, distinguish, interpret

What resources can you use to support your learning?


LADYBIRD

- Firstly sketch out the shape and outline of the ladybird.
- Use the horizontal and vertical lines to help you achieve a **symmetrical** drawing
- You will probably need to sketch this out a few times before you can draw it fully accurately so use your pencil very lightly on your paper.
- Only when you are completely sure your shape and outline are fully accurate should you start to add in the details.
- Take particular care with the legs. Look at the different sections of the legs and look at the length, shape and direction of each section.


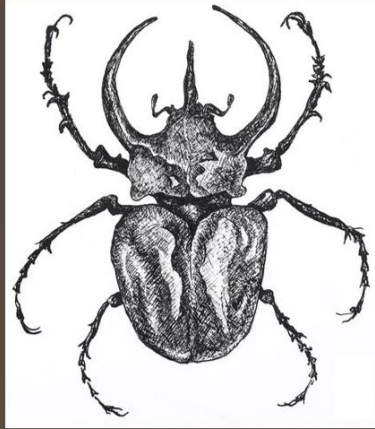


ADDING COLOUR TO THE LADYBIRD

- Practise layering and blending colour, gradually increasing depths of colours and tones. You can do this by blending colours together and also by altering the pressure on your pencil
- As you add colour you need to be constantly checking with the image that you are adding the right depths of colours in the right places.
- Pay particular attention the shines and highlights on the body and legs



Look at the different types of mark making used in these beetle drawings and the difference in textures this then creates.
Practise making different types of mark making in pen and then recreate ONE of these beetles.



Tasks to complete so we can assess your understanding/
Key Performance Indicator tasks

- Make an accurate drawing of a ladybird in colour. Make sure the shape and outline are completely accurate before you add any detail or colour. Your colours should be blended and layered to show a full tonal range and to depict the shines and highlights on the ladybird.
- Make an accurate drawing of a beetle in pen showing a wide range of mark making techniques to depict the different textures.

What can you do if you need help/support?

Contact your class teacher via email or SMH for further help or advice, alternatively email j.forster@netherthorpe.derbyshire.sch.uk